


DECEMBER 2022 STATISTICS | UVALDE COUNTY



UVALDE REALTOR® COUNCIL

A DIVISION OF SAN ANTONIO BOARD OF REALTORS®



TOTAL SALES

15

25% ↓



AVERAGE PRICE

\$247,514

33.5% ↓



MEDIAN PRICE

\$199,000

27% ↓

DECEMBER 2022 STATISTICS | SAN ANTONIO AREA

TOTAL SALES



2,473

30% ↓

AVERAGE PRICE



\$379,869

6% ↑

MEDIAN PRICE



\$324,000

6% ↑

Percent change reflects a year-over-year comparison of December 2021 and December 2022.
For a detailed report, please visit SABOR.com.



Listings Sold for List Price

93.7%




Days on Market

59 / 74% ↑



Price per Square Foot

\$177 / 4% ↑



Months of Inventory

3.2



Average Residential Rental

\$1,810



New Listings

2,317

17% ↓



Active Listings

9,681

101% ↑



Pending Listings

1,697

39% ↓



\$0 - \$199,999

10.9%



\$200,000 - \$499,999

70%



\$500,000 and Up

18.9%




Week in Sales

JANUARY 9 - 15, 2023



\$377,199

AVERAGE
SALES PRICE



213

NUMBER OF
HOMES SOLD



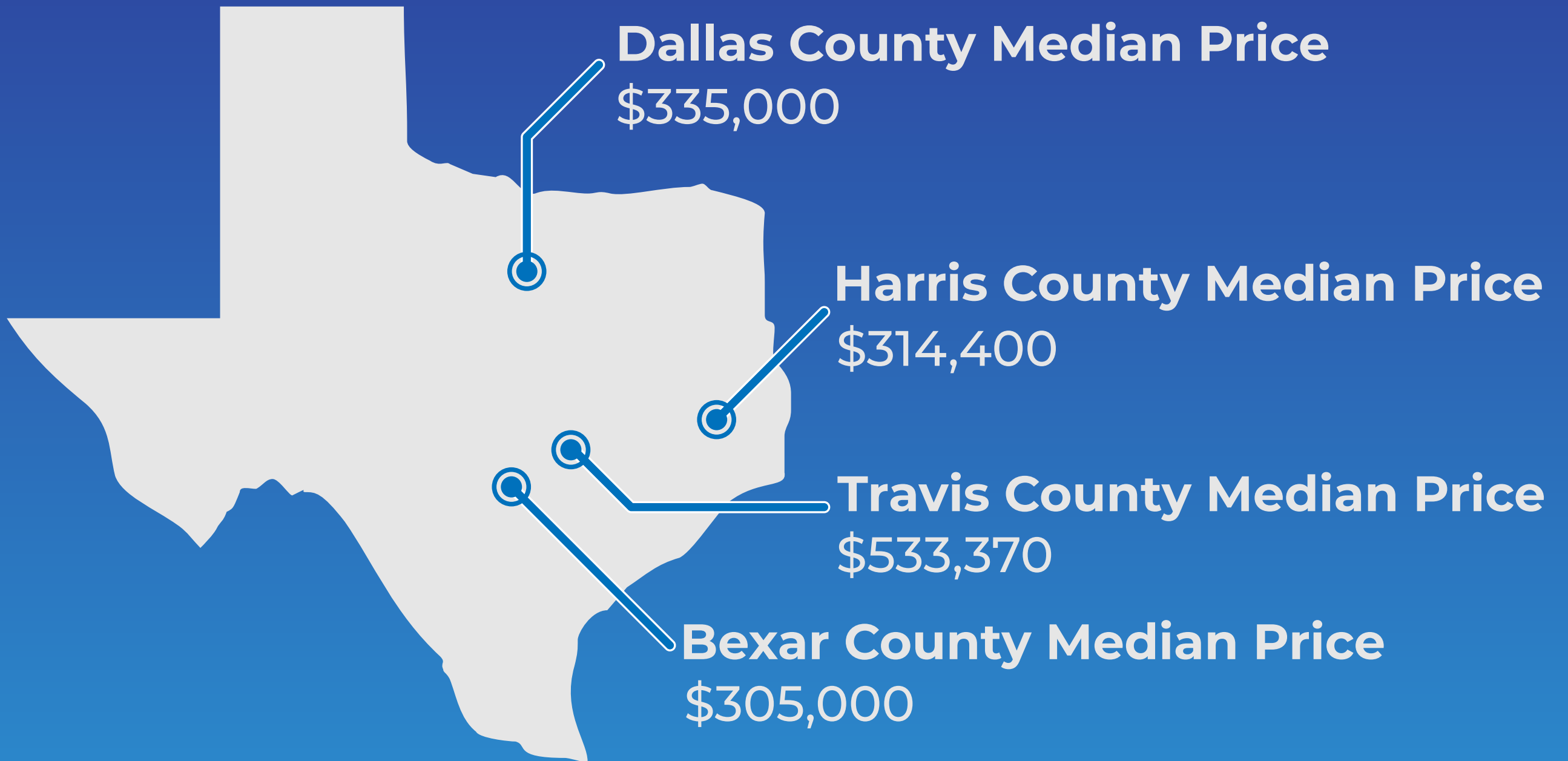
\$300,000

MEDIAN
SALES PRICE



DECEMBER 2022 STATISTICS | TEXAS

MEDIAN PRICE BY COUNTY



TOTAL SALES

23,398

29.7% ↓



AVERAGE PRICE

\$403,798

2.5% ↑



MEDIAN PRICE

\$335,482

3.2% ↑